

Welcome to Year 1 😊



Respect, Responsibility, Resilience

Our Mission

Following in Jesus' footsteps we...



showing Respect, Responsibility and Resilience

The Year 1 team 😊

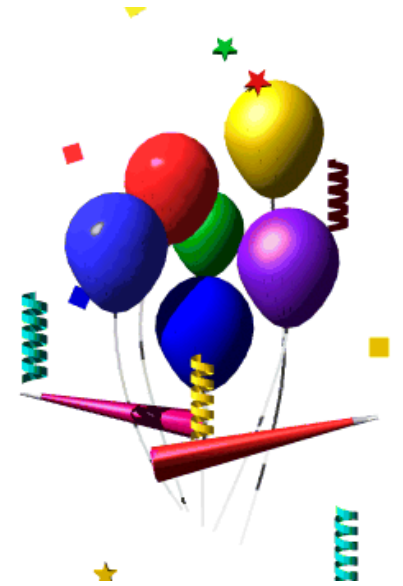
Mrs Bird
(Class teacher)



Mrs Styles
(Teaching Assistant)



Star behaviour



STAR

Are you a Holy Family Star?

S Sit up
T Tune in
A Ask and answer questions
R Respect everyone and everything

Star of the Week

Congratulations to _____
for showing our school value of 'Resilience' this week.

★ Well Done ★

Signed: _____

Star of the Week

Congratulations to _____
for showing our school value of 'Respect' this week.

★ Well Done ★

Signed: _____

Star of the Week

Congratulations to _____
for showing our school value of 'Responsibility' this week.

Date: _____

★ Well Done ★

Signed: _____

Rainbows

GUIDING CHILDREN & YOUNG PEOPLE THROUGH LIFE'S STORMS



Mrs Quigley



Mrs Donohue



Miss Evans



Mrs Featherstone



Mrs Jones-Shearn



Miss Kenworthy

We have 6 staff in school who are 'Rainbows' trained, which means that they can deliver guidance, support and lessons on how to deal with bereavement, loss and divorce.

Rainbows has been designed to nurture and develop the emotional health and well-being of children, young people and adults. Rainbows has a direct positive impact upon the wellbeing of all children who partake in the sessions.

Attendance



Knowsley Council

EDUCATION PENALTY NOTICES

**A Guide for Parents/Carers
September 2023**

WHAT IS AN EDUCATION PENALTY NOTICE?

As a parent/carer it is an offence if your child fails to attend school regularly. Absences are classed as unauthorised if without a valid reason or school cannot or has not given permission.

In some circumstances parents/carers may be prosecuted under section 444 of the Education Act 1996.

An Education Penalty Notice is an alternative to prosecution and aims to improve attendance. If paid within the timescale, this prevents the matter escalating to the Magistrates Court for the period concerned.

WHY AM I BEING SENT THIS LEAFLET?

This leaflet has been sent to all parents/carers and confirms the commitment of all schools to improve attendance. It aims to raise awareness of the need for your child(ren) to attend regularly and on time in order to achieve their best. It is important parents/carers understand their responsibilities and the consequences of unauthorised absence. Parents/carers of children who have had some unauthorised absence during this academic year at school are at risk of receiving an Education Penalty Notice.

WHEN ARE EDUCATION PENALTY NOTICES USED?

You may be issued with an Education Penalty Notice for any of the following reasons:

- 10 sessions (5 days) in any 10 week period of **consecutive** unauthorised absence including an unauthorised leave of absence (e.g. holiday).
- 10 sessions (5 days) in any 10 week period of **non-consecutive** unauthorised absences.
- Unauthorised absence due to truancy – including pupils stopped on truancy operations.
- Persistent late arrival at school (after the register has closed).
- Being found in a public place during the first 5 days of exclusion.


















Our class page

- <http://holyfamilycronton.co.uk/class-pages/year-1/>
- On our class page, you will find links to Knowledge Organisers for the autumn term and more detail about what your child will be learning about this term.

Home learning using Knowledge Organisers

When out and about look for interesting plants and animals and begin to name them.

Holy Family Catholic Primary School Cronton

<p>Year 1: Science autumn term 1</p> <p>What I should already know: Know similarities and differences between living things. Make observations of plants and animals and talk about changes which occur.</p> <p>Fact file What we might find in our local environment</p> <div style="display: flex; flex-wrap: wrap;"> <div style="width: 50%; text-align: center;">  Blackbird </div> <div style="width: 50%; text-align: center;">  Spider </div> <div style="width: 50%; text-align: center;">  Ladybird </div> <div style="width: 50%; text-align: center;">  Worm </div> <div style="width: 50%; text-align: center;">  Bumble bee </div> <div style="width: 50%; text-align: center;">  Woodlouse </div> <div style="width: 50%; text-align: center;">  Squirrel </div> <div style="width: 50%; text-align: center;">  Butterfly </div> </div>	<p>Unit: Our changing world: Sensing seasons and Animal antics</p> <p>What I will know by the end of the unit: I can name the four seasons of the year. I can describe how the changes I notice each season look and feel. I can suggest which clothing to wear in each season. I can explain why clothing made of certain materials is suitable for a particular season. I can compare what I have seen at different times of the year I can recognise simple patterns in the data I have collected and use it to answer questions.</p> <p>Key Scientist George Mottershead 1894 – 1978 founded Chester Zoo in 1931. This zoo was unusual at the time as the animals did not live in cages. They lived in larger enclosures.</p> 	<p>Theme: Seasonal Changes and Animals, including humans and plants</p> <p>Vocabulary</p> <p>Day light Light given off by the sun. </p> <p>Months Twelve periods of time which makes a year. January, February, March, April, May, June, July, August, September, October, November and December </p> <p>Seasons Four times of year where the weather is different. Each time is 3 months long. </p> <p>Weather What it is like outside. For example, is it sunny, rainy, cloudy, stormy? </p> <p>How do trees change throughout the year?</p> <div style="display: flex; justify-content: space-around;"> <div style="text-align: center;">  Ash Summer </div> <div style="text-align: center;">  Ash Autumn </div> <div style="text-align: center;">  Beech Summer </div> <div style="text-align: center;">  Beech Autumn </div> </div>
--	--	---

Try using a wide vocabulary when talking to your child to help develop their understanding.

What can you find out about George Mottershead who opened Chester Zoo in 1932? Visit your local library together.

Going on your own nature hunt can be lots of fun.

Topics for the Autumn term

Subject	Topic
RE- Come and See	Families Belonging Waiting
English	The Tempest – Shakespeare Toys and Games Seasons Little Glow Way Back Home Traction Man
Maths	Place value (within 10) Addition and Subtraction (within 10) Geometry- shape (2-D and 3-D shapes)
Science	Uses of Everyday Materials Our Changing World
PE	Fundamental skills Gymnastics Ball Skills
History	Toys Through Time

Topics for the Autumn term

Subject	Topic
Geography	What is it like here?
Art and Design	What is sculpture? (sculpture) Making spirals (drawing)
Design and Technology	Mechanisms: Moving stories
Music	Hey You! Rhythm in the Way We Walk and Banana Rap!
Computing	My online Life-Digital safety Mini Beasts-Gathering and presenting information
Aspire to Inspire	Katherine Johnson

Forest Schools

Date	Activity
08/09/2023	Bug Hunt (Introduction to the Forest)
15/09/2023	Leaf Tree Collage
22/09/2023	Create their own Scavenger Hunt
29/09/2023	Building Mini Rafts
06/10/2023	Mud Painting
13/10/2023	Mud Cafe
20/10/2023	The Duplication Game
27/10/2023	Woodland Dragons


Forest Schools

- Bug Hunt → Welcoming the children back to the Forest, an introduction session to help them feel comfortable with their surroundings, exploring what species like in the Forest.
- Leaf Tree Collage → Children collect different shaped leaves, found on the Forest floor, to create a collage.
- Scavenger Hunt → Children collect sticks and make arrows using them, creating their own Scavenger Hunt for their friends to join in with.
- Mini Rafts → Teamwork and creative activity.
- Mud Painting → Using natural paint (mud and water) to create pictures of the Forest.
- Mud Cafe → Creating a mud kitchen, engaging in pretend play to encourage children to use their imagination.
- The Duplication Game → Children have to find the same object and then whoever finds the most of the same object is the winning team. Encourages the children to explore the Forest, continuously finding new objects in the Forest throughout the year.
- Woodland Dragons → Use giant chalk to explore the trees, finding grooves in the trees that could be dragons eyes!

Class books – Autumn Term

The books which we will be looking at in more detail are:


The Tempest
(Shakespeare)




Seasons





Little Glow



Toys and Games



The Way Back Home
Traction Man



Home Learning

All home learning tasks will be set using Seesaw. If children don't have access to the internet at home, please can you inform school so alternative arrangements can be made. Passwords and log in details will be sent home. Children will receive their homework on a Monday, which is to be completed for the following Monday.

Homework for this half term will consist of:

- **Reading 10 minutes everyday if possible along with reading for pleasure and sharing bedtime stories**
 - Numbots
 - Spelling shed (EdShed)
 - Maths shed (EdShed)

I will let you know on Seesaw what the homework is for that week.



Reading is the priority home learning task in Year 1. Reading books are given out of with a reading for pleasure book to share with your child. Please remember to complete the home reading diary and **return all books the following Friday**. Reading diaries will be checked each Friday by staff, this enables us to monitor reading practice. Please can you keep these up to date.

Please speak to staff if there are any problems with any home learning tasks.

Reading



- We have daily phonics lessons in Year 1 in addition to English lessons.
- In the summer term the children will take part in a Phonics Screening Check, more details will be shared closer to the time.
- 'Little Wandle' Letters and Sounds – Children will revisit phase 3 and 4 before moving onto phase 5.
- We recognise the importance of children developing their reading fluency and text comprehension at their individual pace, but we don't want children to feel limited with their reading choices. Reading for Pleasure is the key to unlocking children's love of reading!
- Because of this, children are provided with two reading books- one decodable book based on their phonic understanding, and a 'Reading for Pleasure' book – their sharing book- which are story books rich in vocabulary designed to be shared with others.
- Decodable books are changed once a week and sharing books are changed at the same time-Books given out on a Monday and to be returned the following Friday.
- **Children should be reading each night.**

Reading diaries

Date	M	T	W	TH	F	SA	SU
05/09			P163	P174	P179	P185	P195
12/09	P203 ✓ ss	P208- Completed P1-5	P18	P22	P27	P31	P35
19/09	P40 ✓ ss	P52	P62	P70	P78	P84	P94
26/09	P100	P111	P119	P124	P129	P129	P134 HJ
03/10	P42	P152	P164	P172 172	P80	P190	P202 HJ Book completed well done!
10/10	P10	P22	P46 HJ	P66	P76	P82	P91 HJ
17/10	P111	P135	P153	P171	P181	P90	P99 HJ










Please record a weekly comment about your child's reading. ©

- Reading diaries are also taken home every night to be returned each day.
- We ask that they are completed each day. We will monitor diaries weekly to determine how much reading has been completed across the previous week by your child.
- We have made our diaries very simple so they are quick to keep up to date.
- Please record the page number that your child read to on a given night. They should also record when a book has been finished so we can see when they changed their book.
- A comment section for each week is available underneath if you would like to comment on your child's reading. Comment ideas are in the diary!
- Please record in the diary a list of the books they are currently reading.
- If reading diaries have not been seen in school for one week, a Parent App message or phone call will be made by the teacher to ask about your child's reading habits.

Phonics Little Wandle Phase 5

- At Phase 5, children learn alternative graphemes for sounds introduced in Phases 2 and 3.

Sounds introduced in Phase 2

Grapheme and mnemonic	Pronunciation phrase	Phase 5 Graphemes
	Show your teeth and let the s hiss out ssssss ssssss	c se ce st sc
	Open your lips a bit; put your tongue behind your teeth and make the nnnnn sound nnnnn	kn gn
	Put your lips together and make the mmmmm sound mmmmm	mb
	Open your mouth into a little smile; make your tongue flat and move it up towards the top of your mouth to say c c c	ch
	Show me your teeth to make a rrrrr sound rrrrr	wr
	Open your lips a little; put your teeth on your bottom lip and push the air out to make the sound fffff fffff	ph
	Open your mouth a little; put your tongue up to the top of your mouth, behind your teeth, and press lllll lllll	le al
	Pucker your lips and show your teeth; use your tongue as you say jjj	g dge ge
	Put your teeth against your bottom lip and make a buzzing sound vvvvv vvvvv	ve




Grapheme and mnemonic	Pronunciation phrase	Phase 5 Graphemes
	Pucker your lips and keep them small as you say w w w	wh
	Show me your teeth and buzz the z sound zzzzz zzzzz	se ze
	Pucker your lips and show your teeth; use your tongue as you say ch ch ch	tch ture*
	Show me your teeth and push the air out shshshshshsh	ch ti ssi si ci
	Open your mouth wide and say e e e	ea
	Pull your lips back and make the i sound at the back of your mouth iii	y
	Make your mouth into a round shape and say o o o	a
	Open your mouth wide and say u u u	o-e o ou




*Note that the pronunciation of 'ture' has a slight schwa sound at the end.





Phonics Little Wandle Phase 5



- At Phase 5, children learn alternative graphemes for sounds introduced in Phases 2 and 3.

Sounds introduced in Phase 3

Grapheme	Catchphrase	Pronunciation phrase	Phase 5 Graphemes
ai	 tail in the rain	Open your mouth wide and say ai ai ai	ay a a-e eigh igh ey ea
ee	 sheep in a jeep	Smile with your lips apart and say ee ee ee	ea e e-e le y ey
igh	 a light in the night	Open your mouth in a relaxed way and say igh igh igh	ie i i-e y
oa	 soap that goat	Make an 'o' with your mouth and say oa oa oa	o o-e ou oe ow

Grapheme	Catchphrase	Pronunciation phrase	Phase 5 Graphemes
oo	 zoom to the moon	Open your mouth just a bit, put your hand on your tummy, pull your tummy in and say oo oo oo	ue u u-e ew ou ui
yoo		Pucker your lips and keep them small as you say yoo yoo yoo	ue u u-e ew
oo	 hook a book	Open your mouth just a bit, put your hand on your tummy, pull your tummy in and say oo oo oo	u* oul
ar	 march in the dark	Open your mouth wide, push your tongue down and say ar ar	a* al*

Grapheme	Catchphrase	Pronunciation phrase	Phase 5 Graphemes
or	 born with a horn	Make an 'o' with your mouth, push your tongue down and say or or or	aw au aur oor al a oar ore
ur	 curl the fur	Open your mouth in a relaxed way, push your tongue down and say ur ur ur	er ir or
ow	 wow owl	Open your mouth wide then move your lips together as you say ow ow ow	ou
oi	 boing boing	Make an 'o' with your mouth then move your lips out as you say oi oi oi	oy

Grapheme	Catchphrase	Pronunciation phrase	Phase 5 Graphemes
ear	 get near to hear	Smile with your lips apart, push your tongue to your teeth as you say ear ear ear	ere ear
air	 chair in the air	Open your mouth wide, push your tongue down as you say air air air	are ere ear
zh		Pucker your lips and show your teeth, push the air over your tongue as you say zh zh	su si

Spelling and writing will improve as children become fluent in the use of alternative sounds.

School Snack Guidelines

- Most children require a snack at morning break to keep them going through the day.
- We encourage children to bring in healthy snacks.
- KS1 have a daily snack of fruit or veg provided free by the government, so additional snacks for these ages may not be required but you may send them in if you prefer .
- Children in EYFS have a healthy snack as part of their continuous provision so do not need any additional snacks to be sent in.



- If you are intending to send in healthy snacks here are some suggestions below:
- Vegetable sticks – such as celery, cucumber, peppers or carrot.
- A piece of cheddar cheese or babybel
- A piece of fresh or dried fruit. **Grapes must be sliced in half.**
- Bread sticks, plain pretzels, banana bread, malt loaf, oat/rice cakes and small pitta breads are also good snacks, providing children with carbohydrate to sustain them in-between meals.
- Homemade snacks such as flapjacks or other oat/whole grain based snack.
- **Everything sent into school must be nut free.**
- Items brought into school should be carefully checked by you, to ensure this.
- We have pupils who are severely allergic to a range of nuts.
- **We are aiming for a common-sense approach, with the key being to keep it healthy and no chocolate, sweets or crisps at breaktimes.**
- We need the children to stay hydrated and so please ensure they bring a named water bottle into school daily.
- **Squash and fruit juice are not permitted.**

**NUT FREE
ZONE**



Free School Meals entitlement

- If you or your partner receive any of the following benefits you can apply:
- Income Support
- income-based Jobseeker's Allowance
- income-related Employment and Support Allowance
- support under Part VI of the Immigration and Asylum Act 1999
- the guaranteed element of Pension Credit
- Child Tax Credit (provided you're not also entitled to Working Tax Credit and have an annual gross income of no more than £16,190)
- Working Tax Credit run-on - paid for 4 weeks after you stop qualifying for Working Tax Credit
- Universal Credit - if you apply on or after 1 April 2018 your household income must be less than £7,400 a year (after tax and not including any benefits you get)

Online Safety Information

- Once a month, we will be sending out an Online Safety Newsletter for our Parents and Carers. This will help us to highlight any changes to be aware of regarding online safety, age restrictions and apps to be aware of.
- We are always here to help if you have any queries about Social Media or children using the internet safely.
- Children have regular lessons in school regarding Online Safety.



P.E.

- Our P.E. days are Wednesdays and Fridays.
- Can all items of clothing please be labelled.

Labelling Clothes

- Can you please make sure that all items of your child's school uniform have been clearly labelled with their name on.

Curriculum trips and enrichment activities

- **14th September**-Art Focus day-sculpture
- **2nd October** – Stay & Read
- **3rd October** – Class trip to Norton Priory
- **13th December** - Year 1 and Year 2 Christmas Play (4pm performance)
- **14th December** - Year 1 and Year 2 Christmas Play (9.15am performance)
- **19th December** – Whole School pantomime trip to The Brindley ‘Sleeping Beauty’.

Feel Good Friday

- These will continue to be held on the last Friday of each month and the children can wear their own clothes to school that day.

Safeguarding team

Mrs Rooney

Safeguarding Lead



Mrs Quigley

Deputy
Safeguarding Lead



Mrs Featherstone

Deputy Safeguarding Lead



Miss Kenworthy

Learning Mentor and Attendance officer

- ParentApp for reporting absence and sickness.
- Children must be in school by 8:50am and will be marked late after this time. By 9:15am, children will be marked as late after register closes, which means they will lose their morning mark.
- Please contact Mrs Featherstone if you wish to discuss your child's attendance.



Online Safety Information

- Once a month, we will be sending out an Online Safety Newsletter for our Parents and Carers. This will help us to highlight any changes to be aware of regarding online safety, age restrictions and apps to be aware of.
- We are always here to help if you have any queries about Social Media or children using the internet safely.
- Children have regular lessons in school regarding Online Safety.

YOUR HOLY FAMILY PTFA



welcome to 23/24

Your PTFA exists to support the school by raising additional funds for the children of Holy Family. All parents of children attending Holy Family are automatically members of the PTFA but we also welcome support from anyone with a link to the school.

The events that we run wouldn't be possible without our volunteers, and we are incredibly grateful to all parents, teachers and friends who volunteer their time.

we need you

We know that life can be unpredictable, and your availability to help out might vary, but we really do appreciate any support you might be able to offer.

get social

 HolyFamilyCrantonPTA@outlook.com

 @HFCrantonPTFA

 @HolyFamilyCrantonPTFA

If you would like to be added to our volunteer list, please email us.

we can't wait to get started

Contact details

- 0151 424 3926 – school office number
- holyfamilycrinton@knowsley.gov.uk
- www.holyfamilycrinton.co.uk



What is Y1 all about?



- Hard work
- Determination
- Self-motivation
- Personal goals
 - Great fun
 - Resilience
- And most importantly, memories that will last forever! 😊

The best thing about,
Memories
... is making them