


















	Year 1	Year 2	Year 3	Year 4	Year 5	Year 6
NC Objectives	Key Stage 1 By the end of each key stage, pupils are expected to know, apply, and understand the matters, skills and processes specified in the relevant programme of study.		Key Stage 2 By the end of each key stage, pupils are expected to know, apply, and understand the matters, skills and processes specified in the relevant programme of study. In Key Stage 2 pupils should be taught to develop their techniques, including their control and their use of materials, with creativity, experimentation, and an increasing awareness of different kinds of art, craft, and design.			
	Pupils should be taught: <ul style="list-style-type: none"> <li>To use a range of materials creatively to design and make products.</li> <li>To use drawing, painting, and sculpture to develop and share their ideas, experiences, and imagination.</li> <li>To develop a wide range of art and design techniques in using colour, pattern, texture, line, shape, form, and space.</li> <li>About the work of a range of artists, crafts makers, and designers, describing the differences and similarities between different practices and disciplines, and making links to their own work.</li> </ul>		Pupils should be taught: <ul style="list-style-type: none"> <li>To create sketchbooks to record their observations and use them to review and revisit ideas.</li> <li>To improve their mastery of art and design techniques, including drawing, painting, and sculpture with a range of materials (for example pencil, charcoal, paint, clay).</li> <li>About great artists, architects, and designers in history.</li> </ul>			
	<b>A Year 1 Artist might study:</b>	<b>A Year 2 Artist might study:</b>	<b>A Year 3 Artist might study:</b>	<b>A Year 4 Artist might study:</b>	<b>A Year 5 Artist might study:</b>	<b>A Year 6 Artist might study:</b>
	<b>Faith Bebbington</b> – Local heritage Liverpool artist  <b>Molly Haslund</b> Performance art  <b>William Morris</b> Wallpaper design / textile design and printing 	<b>Sir Christopher Wren</b> Architect & The Great Fire of London Contemporary artist <b>David Best</b>  <b>Andy Goldsworthy</b> Land Art  <b>Hundertwasser</b> Artist and architect compare with contemporary designer <b>Zaha Hadid</b> 	<b>Alaa Awad</b> Egyptian artist & muralist  <b>Henri Matisse</b> Collage  <b>Alice Kettle</b> Mark making with thread 	<b>Grayson Perry</b> Ceramics – compare with Roman Pottery  <b>Frida Kahlo</b> Inspire/Aspire  <b>Kevork Mourad</b> Contemporary printmaker 	<b>Njideka Akunyili Crosby</b> compare with <b>Mike Barrett</b> Exploring Identity  <b>Hannah Hoch</b> Collage and Photomontage 	<b>Frank Shephard Fairey and Luba Lukova</b> Artists as activists  <b>Claire Harrup</b> Collage & graphic design  <b>Kittie Jones &amp; David Hockney</b> Seascapes 

**Paul Klee**  
Abstract cityscapes – watercolours



**Eric Carle**  
Author and Illustrator - Collage



**Leonardo Da Vinci – Artist & Inventor**  
**X'gaoc' o X'are - Monoprint**



**Chris Kenny**  
Sculpture using found materials



**Vincent Van Gogh**  
Expressive painting



**Quentin Blake**  
Illustrator compare with 3D  
illustrator **Rosie Hurley**



**Rachel Parker**  
Product design



**Sol Lewitt**  
Drawing - Rules & instructions



**Paula Scher & Grayson Perry**  
Typography & Maps



**Paul Cezanne**  
Still-life



**Keith Haring**  
Figurative pieces



**Henri Rousseau**  
Compare with John Dyer

