






















	Year 1	Year 2	Year 3	Year 4	Year 5	Year 6
NC Objectives	Key Stage 1 By the end of each key stage, pupils are expected to know, apply, and understand the matters, skills and processes specified in the relevant programme of study.		Key Stage 2 By the end of each key stage, pupils are expected to know, apply, and understand the matters, skills and processes specified in the relevant programme of study. In Key Stage 2 pupils should be taught to develop their techniques, including their control and their use of materials, with creativity, experimentation, and an increasing awareness of different kinds of art, craft, and design.			
	Pupils should be taught: <ul style="list-style-type: none"> • To use a range of materials creatively to design and make products. • To use drawing, painting, and sculpture to develop and share their ideas, experiences, and imagination. • To develop a wide range of art and design techniques in using colour, pattern, texture, line, shape, form, and space. • About the work of a range of artists, crafts makers, and designers, describing the differences and similarities between different practices and disciplines, and making links to their own work. 		Pupils should be taught: <ul style="list-style-type: none"> • To create sketchbooks to record their observations and use them to review and revisit ideas. • To improve their mastery of art and design techniques, including drawing, painting, and sculpture with a range of materials (for example pencil, charcoal, paint, clay). • About great artists, architects, and designers in history. 			
	A Year 1 Artist might study:	A Year 2 Artist might study:	A Year 3 Artist might study:	A Year 4 Artist might study:	A Year 5 Artist might study:	A Year 6 Artist might study:
	Faith Bebbington – Local heritage Liverpool artist  Molly Haslund Performance art  William Morris Wallpaper design / textile design and printing 	Sir Christopher Wren Architect & The Great Fire of London Contemporary artist David Best   Andy Goldsworthy Land Art  Hundertwasser Artist and architect compare with contemporary designer Zaha Hadid  	Alaa Awad Egyptian artist & muralist  Henri Matisse Collage  Alice Kettle Mark making with thread 	Grayson Perry Ceramics – compare with Roman Pottery  Frida Kahlo Drawing & Printing  Kevork Mourad Contemporary printmaker 	Njideka Akunyili Crosby compare with Mike Barrett Exploring Identity   Hannah Hoch Collage & photomontage 	Frank Shephard Fairey, Luba Lukova & Faith Ringgold Protest Art    Claire Harrup Collage & graphic design 

Paul Klee
Abstract cityscapes – watercolours



Eric Carle
Author and Illustrator - Collage



Leonardo Da Vinci – Artist & Inventor
X'gaoc' o X'are - Monoprint



Chris Kenny
Sculpture using found materials




Charlie French
Expressive painting



Quentin Blake
Illustrator compare with 3D
illustrator **Rosie Hurley**




Sol Lewitt
Drawing - Rules & instructions



Rachel Parker
Product design




Dan Fenelon
Maya Inspired Art



Phil Dean (The Shoreditch Sketcher)
Architecture Typography



Paul Cezanne compare with
Jonas Woods
Still-life



David Hockney & Kittie Jones
Abstract
Landscape/Seascapes



Keith Haring
Figurative pieces



Henri Rousseau
compare with **John Dyer**

