

Year 2 Coffee Morning & Meet the Teacher

Our Mission

Following in Jesus' footsteps we...



showing Respect, Responsibility and Resilience

Welcome to Year 2



Class Teacher: Mrs Speight

Teaching Assistant(s): Mrs Styles

PPA Cover: Mrs Featherstone and Mrs Jones (formerly Miss Evans)



School Day Timings

Classroom doors open at 8.45am

Children should be in school by 8:50am.

If children arrive after 8.50am they need to come through the office doors.

Please supervise children before school and we kindly ask that you don't allow them to play on the field or play any ball games before school.

School day finishes at 3.20pm.

Open door policy

- Staff are more than happy to have a quick conversation on the door at drop off or pick up.
- If you need more time, please email the office to make an appointment with your child's class teacher.
- Mrs Rooney and Mrs Quigley are usually on the gate each morning if you want a quick chat.
- Mrs Featherstone, our Learning Mentor, is also available to meet with, by appointment.

Uniform

All children to wear their school uniform on:

Monday , Wednesdays and Friday

Please note:

- NO JEWELLERY including earrings**
- Please label all items of clothing.**

All children to wear their P.E. kits on:

Tuesday and Thursday

Navy blue tracksuit or shorts (plain, unbranded or school branded)

School PE top

Trainers

No football socks please

Class Timetable

	8.45- 9:10	9:10- 9:30	9:30 -10:15		10.30-11:30	11:30 -12:00		1:00 - 1:15	1:15 -2:15		2:25 - 3:00	3:00 - 3:20	
Monday	Basic Skills SPAG	Maths	Assembly	Morning break 10:15 - 10:30	English	Music	Lunchtime 12:00 - 1:00	Maths Basic Skills Mastering Number	Forest Schools	Break time/Daily mile 2:15 - 2:25	PSHE	Story time	
Tuesday	Basic Skills SPAG	Phonics	Maths		English	Collective Worship		Maths Basic Skills Mastering Number	PE		RE	Story time	
Wednesday	Basic Skills SPAG	Phonics	Maths		English	Collective Worship		Maths Basic Skills Mastering Number	Science		Science	RE	Story time
Thursday	Basic Skills SPAG	Phonics	Maths		English	Collective Worship		Maths Basic Skills Mastering Number	History/Geography		PE	Poetry time	
Friday	Weekly arithmetic		Assembly		English	Maths		Maths Basic Skills Mastering Number	RE		Picture News British Values Music Feel Good Friday		
	Fortnightly Spelling Test Reading/Phonics												

Art, DT, Computers and Aspire to Inspire will be taught in blocks

Forest School

Forest School is a unique and inspiring approach to learning that takes place in a natural outdoor setting. It's all about giving children the time and space to explore, play, and learn at their own pace, in a way that truly connects them to the world around them.



Children will need wellies each **Monday**, they can be left in school if you wish. It's also a good idea to keep a spare pair of socks in their book bag, just in case! We'll provide waterproof overall suits to help keep them warm and dry while they play and explore outdoors.







School Absence procedures

- Use Arbor for reporting absence and sickness.
- Please try to make routine dental and medical appointments outside of school hours.
- Holidays in term time will not be authorised. The LA will issue an EPA (Education Penalty Notice) if children have 10 sessions off for holidays (5 days).
- Please contact Mrs Featherstone if you wish to discuss your child's attendance.



Curriculum Map – Autumn Term

<p>RE Through the Getting to know you more clearly scheme children will learn about:</p> <p>Creation and Covenant Children will learn about God's promise, or covenant, with Noah and with all creatures and a promise that is symbolised by the rainbow. How the Sacrament of Baptism is a covenant with God and, as in the story of Noah, a person is reborn from the waters. Through the Sacrament of Baptism, each person is 'reborn' into a new life in the Christian family</p> <p>Prophecy and Promise The liturgical season of Advent is explored as the preparation for the coming of Christ at Christmas. Children will learn to understand some of the symbols used during the Advent season and to explore how other cultures prepare for Christmas. Children will know that the Church is God's Family. They will learn to understand that they are part of that family too.</p>	<p>MATHS We will begin the term with a focus on <u>Place Value</u>. Counting objects to 100 by making 10s. Partitioning numbers to 100 and estimating numbers on a number line. We will practice counting in 2s, 3s, 5s and 10s.</p> <p>Addition and Subtraction We will then develop our knowledge of fact families – using addition facts, number bonds within 10 and applying this to addition problem solving. We will introduce subtraction – take away and crossing out to find out how many left over. We will look at how we can complete subtraction using a number line.</p> <p>Shape Recognising and naming 2-D and 3-D shapes. We will look for patterns and recognise the properties of the shapes such as vertices, edges and faces.</p>	<p>ENGLISH Phonics will be at the heart of our learning and writing.</p> <p>A River by Marc Martin, Children will write a narrative and a letter to inform. They will learn to use capital letters, full stops, and question marks, and apostrophes for singular possession. Lessons include using correct and consistent tense, subordination (when, if, that, because), coordination (or, and, but), and expanded noun phrases. Children will also explore sentence functions, -er/-est adjective suffixes, turning adjectives into adverbs with -ly, and forming plural nouns with -s or -es.</p> <p>The Night Gardener by The Fan Brothers Children will write about where the story happens, practicing clear place descriptions. They'll write a diary to retell the story. They'll use words ending in -ly (like quickly) and adjectives with -ful or -less (like cheerful or careless). They'll join ideas with and, but, so, and write questions and exclamations. They'll also start checking their writing for capitals, full stops, commas, question marks, exclamation marks, and apostrophes.</p>	<p>HISTORY</p> <p>The Great Fire of London</p>  <p>How can we work out why the Great Fire started?</p> <p>Using evidence, we will find out what actually happened during the Great Fire and how we know for sure 350 years later. We will begin to understand why the Great Fire burnt down so many buildings. Thinking about what the people did to manage the fire and what more could have been done to stop the Fire. London as we know it today is very different and we explore how it was rebuilt.</p>	<p>GEOGRAPHY</p> <p>Would you prefer to live in a hot or cold place?</p> <p>Children will learn about the Equator. They will know that, because it is the widest part of the Earth, the Equator is much closer to the sun than the North and South poles. They will begin to understand that different parts of the world experience different weather conditions and that these are often caused by the location of the place. Children will learn to name the seven continents of the world.</p>
<p>SCIENCE</p> <p>Habitats Children will learn about living things and their habitats. They will explore what all living things need to stay alive and sort things into three groups: alive, once alive, or never alive. They will look at different habitats around the world and discover which animals and plants live there. Children will also learn how plants and animals depend on one another and create food chains to show how energy moves between living things.</p> <p>Microhabitats Children will find out how scientists ask questions and explore microhabitats, small places that provide for minibeasts. They will investigate school grounds, ask their own science questions, test conditions for woodlice, and identify local flowering plants</p> 	<p>PSHE</p> <p>In PSHE, we will study the topics of resisting pressure and getting help; recognising hurtful behaviour</p> <p>Respecting ourselves and others Recognising things in common and differences: We will explore how we play and work cooperatively; sharing our opinions.</p> <p>Belonging to a community Belonging to a group: Children will look at roles and responsibilities; the positive impact of being the same and different in the community.</p> <p>Journey in Love/RE We meet God's love in the community Children will know that the Church is God's Family. They will learn to understand that they are part of that family too.</p> <p>No Outsiders In Our School We will know how to be a good friend and how to recognise hurtful behaviour. We will focus on respecting ourselves and others.</p>	<p>DESIGN & TECHNOLOGY This term's focus is on Textiles and sewing:</p>  <p>Puppets We will learn how to sew a running stitch as we design, make and decorate our own puppets.</p>	<p>ART Great Fire of London inspired painting Children will learn how to mix colours to create tints and shades. They'll explore blending techniques to add depth and variety. Their artwork will be inspired by Picasso, encouraging creativity and expression through bold shapes and colours</p>	<p>COMPUTING Online Buddies Digital literacy enables us to explore what friendship means online. How we can communicate safely over the internet and keeping ourselves safe.</p> <p>My Online Life DfE statutory requirements for digital literacy and online safety continue as we explore our own online activities.</p>
		<p>INSPIRE/ASPIRE Our inspirational focus is Ada Lovelace, a computer programmer who had groundbreaking ideas about computing long before computers existed. Her vision and creativity inspire children to explore technology and think innovatively in their learning.</p> 	<p>MUSIC Questions And Answers Children will start to understand what timbre means and identify percussion instruments by their sound. They will have fun improvising by playing Question and Answer phrases on untuned instruments, exploring different sounds and rhythms in a playful way. It's all about listening and creating together!</p> <p>Let's Keep Singing Children will Sing songs with increasing accuracy and control. We will prepare for our Christmas performance. Children will begin to Demonstrate an understanding of dynamics and tempo following written or visual instructions.</p>	<p>PE Fundamental Skills Balancing, running, changing direction, jumping, hopping and skipping as basic skills will be explored.</p> <p>Gymnastics Children will develop gymnastic skills of jumping, rolling, balancing and travelling individually and in combination to create short sequences and movement phrases.</p> <p>Dance We will move to express ideas, mood, character or feeling. using counts of 8 consistently to keep in time with the music. We will explore pathways, levels, shapes, directions, speeds and timing.</p> <p>Target Games Children will learn how to score points and play to the rules. They will develop the skills of throwing, rolling, kicking and striking to targets.</p>

Our Class Page

- <https://holyfamilycronon.co.uk/class-pages/year-2/>

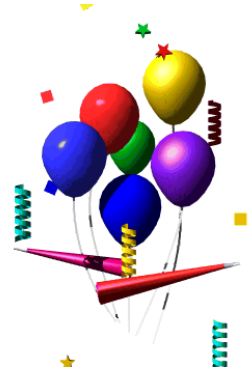
On our class page, you'll find links to the Curriculum Maps for each term, as well as Knowledge Organisers for each topic. These resources provide more detail about what your child will be learning throughout the year. We encourage you to take an active interest in what your child is learning at school, as your support at home really helps to reinforce their learning. One small request, please avoid reading the English texts in advance with your child. Our early lessons in each unit are designed to spark curiosity, encourage prediction, and develop their imagination, all of which work best when the text is a surprise!

Curriculum trips and enrichment activities



- **26th September** Feel Good Friday
- **16th October** Year 2 Play in a Day (in school) The Great Fire of London
(Parents welcome from 2.30pm to watch performance)
- **20th October** Tri Kidz – Triathlon whole school event
- **22nd October** Spooky Disco PTFA Event
- **11th November** Year 2 lead the Remembrance assembly (2:45pm)
- **18th November** School Photo Day
- **28th November** Feel Good Friday
- **9th December** Year 1 and Year 2 Christmas Play (2:30pm performance)
- **10th December** Year 1 and Year 2 Christmas Play (9.15am performance)
- **16th December** Rocksteady Concert (10 am performance)
- **16th December** Year 2 Grandparents' Christmas Party 2pm
- **18th December** Whole School pantomime trip to The Brindley (Cinderella)

Weekly certificates and Class Rewards



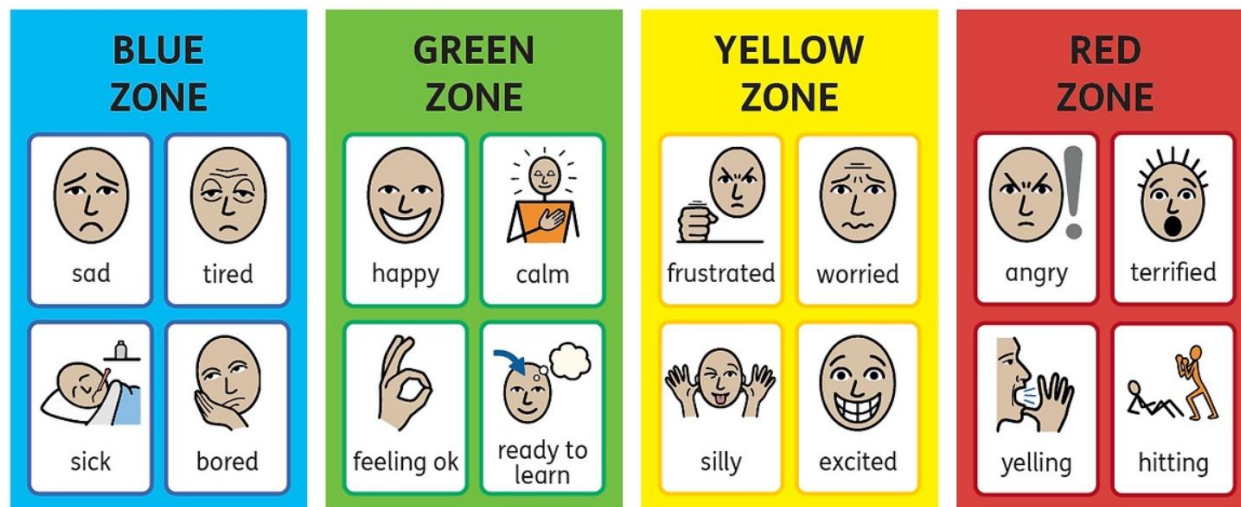
Writer of the Week

This year we're excited to introduce a new Writing Scheme. We'll be focusing on helping children develop their handwriting and composition skills. Each week in assembly, we love celebrating children who have made fantastic progress in their writing.



Restorative Practice & Zones of Regulation

- Emotional literacy
- Zones of regulation to support self-regulation
- Circle time and Reflections





Medication

Please ensure that any new medication has been handed in and we have an up- to- date inhaler in school if your child requires it.

If children's medication is changed or they have been prescribed with new medication – you will need to fill in a form which is available from the office.

Mrs Wright our First Aider is available 8.30 -8.45am to discuss medication with parents.

School Snack Guidelines



- We encourage children to bring in healthy snacks for morning break. Crisps and chocolate bars should not be sent in for morning break.
- Water bottles – please can they be filled **only with water**. They can be refilled throughout the day.
- KS1 have a daily snack of fruit or veg provided free by the government, so additional snacks for these year groups are not required but you may send them in if you prefer.
- Children in EYFS have a healthy snack as part of their continuous provision so do not need any additional snacks to be sent in.

Homework

Homework is here to help support your child's learning. We know that sometimes other things come up, so **our main ask is that daily reading at home remains the top priority.**

Homework set in Year 2 will consist of:

- Reading **(20 minutes per night)** recorded in the reading diary.
- SPaG Online – Spelling, Punctuation and Grammar **(1 activity per week)**
- Spelling Shed – Spelling practise **(15 words to be practised across 2 weeks)**
- NUMBOTS – Games that support fluency and number recall. **(practise regularly for fun)**
- Maths Shed – Number activity based on Maths taught in class **(1 activity set per week)**

Every Friday, children take a short arithmetic quiz in class. This note is sent home so you can see how your child is doing and to help support their learning. It also gives you an opportunity to practice similar questions at home with your child, helping them improve and feel more confident.

From time to time, we may invite children to take part in a fun, creative project for example, making a model or something they can bring into school to share. These activities are completely optional, and there's absolutely no pressure to take part. They're just a lovely way to extend learning in a hands-on, enjoyable way if your child is interested!

Class texts – Autumn Term

The books which we will be looking at in more detail are:



A River by Marc Martin and write a story and a letter. They will learn about capital letters, full stops, question marks, and apostrophes. Lessons include tense, joining words, describing phrases, sentence types, and how to change words.

The Night Gardener by Fan brothers. They'll write a diary to retell the story using -ly adverbs and -ful/-less adjectives. They'll join ideas with and, but, so. They'll write questions, exclamations, and check for correct punctuation and capital letters.



Ready Steady Write uses outstanding children's books to help young writers thrive. Structured step-by-step lessons follow Talk for Writing principles, building key skills through reading, discussion, and creativity. We celebrate every child's voice, offering plenty of opportunities to share ideas, develop confidence, and enjoy writing with purpose.

Reading



We recognise the importance of children developing their reading fluency and text comprehension at their individual pace, but we don't want children to feel limited with their reading choices. Reading for Pleasure is the key to unlocking children's love of reading!

- Because of this, children are provided with two reading books- one decodable book based on their phonic understanding, and a 'Reading for Pleasure' book – their sharing book- which are story books rich in vocabulary designed to be shared with others.
- Children will take home both books on a **Friday**, and they must be returned with their Reading Diary on **Fridays**. Decodable books are changed once a week and sharing books are changed at the same time.
- **Children should be reading each night for 20 minutes.** Children can read from either book when they are taken home (although we do recommend ensuring both are accessed, as phonetic books are needed to support fluency development).

Reading diaries

Date	M	T	W	TH	F	SA	SU
05/09			P163	P174	P179	P185	P195
12/09	P203	P208 - complete	P18	P22	P27	P31	P35
19/09	P40	P52	P62	P70	P78	P84	P94
26/09	P100	P111	P119	P124	P129	P129	P134
03/10	P142	P152	P164	P172	P180	P190	P202
10/10	P10	P22	P46	P66	P76	P82	P91
17/10	P111	P135	P153	P171	P18	P90	P99

Please record a weekly comment about your child's reading. ©

- Reading diaries are taken home along with reading books.
- We ask that they are completed each day. We will monitor diaries weekly to determine how much reading has been completed across the previous week by your child.
- We have made our diaries very simple, so they are quick to keep up to date.
- Please record the pages that your child has read each night.
- A comment section for each week is available underneath if you would like to comment on your child's reading.
- Please record in the diary a list of the books they are currently reading including reading for pleasure and books from home.
- If reading diaries have not been seen in school for one week, a Parent App message or phone call will be made by the teacher to ask about your child's reading habits.

How Can you best support your child

- **Promote good attendance and punctuality – every minute counts**
- Daily reading and asking questions about the text
- Encourage the children to read unseen texts and use inference to talk about the content of the text
- Make number problems a part of everyday life
- Learn together 2, 5 and 10 multiplication tables and corresponding division facts.
- Regularly promote writing
- Encourage the accurate use of spelling
- Focus on accuracy with spelling and handwriting
- Complete homework together and talk about learning
- Learn to tell the time together
- Learn to tie shoelaces (promoting independence)

STATUTORY TESTS

SATs – Standard Assessment Tests

Key Stage 1 SATs are **no longer compulsory national tests**. However, they have been 'replaced' by *optional KS1 SATs tests*. These *optional SATs tests* will continue to be used across **all schools in England**

We will choose whether we will administer these *optional KS1 SATs*.

Optional SATs tests may be taken in Math's, Reading and Grammar, Punctuation and Spelling, under informal exam conditions. These papers will be marked by the teachers along with teacher assessments in Writing and Science.

Optional SATs will help us to confirm our ongoing judgements on your child's attainment. It gives us a clear benchmark that informs our teacher assessments and enables us to continue to support your child as they move into Key Stage Two.

Children will do optional tests in class. They will think they are doing quizzes. There is nothing to worry about and there is no pressure put on the children. It is a way to showcase their attainment and progress.

STATUTORY TESTS

Phonics

We use phonics to help children learn to read. It's a proven and effective method that builds strong reading and writing skills. This year, children will go over Phase 5 phonics and review earlier phases too. This helps make sure they are confident using sounds (GPCs) in their reading, spelling, and writing.

Most children completed the Phonics Screening Check in Year 1. However, some children may resit the check in **June** to help us see how they're progressing. The check has 40 words – 20 real words and 20 “alien” (made-up) words. These fun, nonsense words help us see how well children can use their phonics skills to read unfamiliar words.

We would like to thank you for your support as we help your child become a confident reader and writer!

Online Safety Information

- Once a month, we will be sending out an Online Safety Newsletter for our Parents and Carers. This will help us to highlight any changes to be aware of regarding online safety, age restrictions and apps to be aware of.
- Weekly Wake up Wednesday messages on the Newsletter
- We are always here to help if you have any queries about Social Media or children using the internet safely.
- Children have regular lessons in school regarding Online Safety.





What is Year 2 all about?



- Hard work
- Determination
- Self-motivation
- Personal goals
 - Great fun
 - Resilience
- And most importantly, memories that will last forever! ☺

The best thing about,
Memories
... is making them

Our PTFA



Introduction to the current PTFA team:

- Your current PTFA consists of:
 - Rach Coward – Chair
 - Mrs Grady – school Business Manager & Secretary
 - Fleur Hann – Treasurer
 - Michelle Truscott – PTFA
 - Miss Kenworthy – Early Years, Clubhouse & PTFA

Please follow us on Instagram:
[@holyfamilycrontonptfa](https://www.instagram.com/holyfamilycrontonptfa)

Holy Family PTFA

- We welcome any volunteers to support at events. If this is something you would like to get involved with, please get in touch with us via DM or email.
- Contact details:
holyfamilycrontonptfa@outlook.com
- We try to create inclusive events for all children, parents/carers and teachers to get involved in.
- We welcome feedback and ideas to improve what we do for the children.
- All money raised at the events is put back into the school. Most recently we have purchased iPads, outdoor seating and early years wetsuits. We will share via socials how much is raised at each event and publicise what the money is going towards.
- Thank you and we look forward to hearing from you.